

# Ps and Qs

August 2016

Porterville Quilters


Carmen Friesen, Editor

Volume 31 Issue 8



Inside this issue:

Meeting Minutes	2
Mark Your Calendars In the Spotlight	3
Quilts of Valor	4-5
Show and Tell	6-7
Quilts of Valor Workshop	8
Bits and Pieces Familiar Faces	9
Club Information Nuts and Bolts	10
Treasurer's Report	11



**Editor's Note:** Workshop supply lists and more pictures are posted at [www.portervillequilters.com](http://www.portervillequilters.com)

## President's Message

Hello Quilters,

August is here and gratefully the weather has cooled - not so our passion for quilting. Just a quick report on information you will find in detail in this month's newsletter.

This month's meeting is full of fun: **Past Block of the Months** are to be revealed, our **favorite quilt tool** is to be shared, and we have our **Little Quilts Raffle**. There is a **Quilters' Retreat** scheduled for Friday, August 19th, from 9:30 a.m. to 3:30 p.m.. This workshop is free of charge and gives you the opportunity to "do your own thing." Lunch will be served, also at no charge.

Harvest Bounty (our October fundraiser) is in need of donations. Please bring your items to the club meeting and give them to Becki Eaton, Phyllis Taylor, or Sheri Cates. These items will give you the opportunity to bid on handcrafted items to give (or keep) as gifts

during the holiday season.

Our program will be presented by Josie Flashberger, one of our very own members. She will demonstrate how to bind a quilt with two DIFFERENT fabrics, called DOUBLE BINDING.

As the year has progressed, I am pleased with the support each of you has shown not only to me but to other members of the club. We are an OLYMPIC rated club. Keep up the beautiful work and . . . .

Keep stitchin',

Phyllis



## Meeting Minutes: July 21, 2016

**Call to Order:** 9:58 a.m.

**Flag Salute:** 10:00 a.m.

**Welcome:** 37 members present / 5 guests


**Sunshine:** Josie Flashberger announced the July Birthdays: Tricia Shelton, Georgia Ogas, Phyllis Taylor, Brenda Hughes, Lillian Nichols and Jean Loscotoff. Josie also sent cards to Georgeanne Borjon on the passing of her mother, Rose John-

son for her carpal tunnel surgery, and a get well card to Helen Landeros.

**Recording Secretary's Report:**

The minutes of the June meeting were accepted as written on a motion by Becki Eaton and seconded by Karen Andris.

**Treasurer's Report:** Priscilla Summers presented the Treasurer's Report, which was reviewed and ac-



## Meeting Minutes: July 21 , 2016– continued

cepted on a motion by Marlene Selchert and seconded by Becki Eaton.

**Correspondence:** Brenda Hughes reported that we sent a card to Tiffany Hayes for her wonderful class and trunk show. Calico Mermaid reported that Porterville Quilters had spent \$11,469 at their store between April and June 2016. They submitted a check to us (representing 5% of those sales) in the amount of \$573.49. Phyllis Taylor informed the membership that Calico Mermaid is the Webmaster for our website.

### General Business:

**Upcoming Events:** Sheri Cates reviewed upcoming events in July, August and September. She reminded everyone that in August members will present their past Blocks of the Month and members can also bring their Favorite Quilting Tools. There will be a **Little Quilts Raffle**. On the next day, Friday, August 19<sup>th</sup>, there will be a Retreat from 9:30 a.m. - 3:30 p.m. In September, Juanita Cairns will present a Trunk Show with an applique workshop the following day at a cost of \$25.00 per quilter. September is also our Pot O' Gold raffle to benefit Cradle Quilts. The VP's Challenge is also due in October.

**Quit of Valor Update:** Ellen Jordan gave a most interesting and informative presentation in which she presented the blocks that the members had completed for the Quit of Valor and explained in detail the history of each block. Following the meeting, members assembled the blocks into the quilt tops.

**Tulare County Fair/Opportunity Quilt -** Doris Pyland reported that

she encountered great difficulty / indifference when attempting to find someone to explain the guidelines for entry of quilts and displaying our Opportunity Quilt. Doris recommended that the club not participate as a club and not display our Opportunity Quilt. Members, however, can enter their quilts individually. Motion by Marlene Selchert and seconded by Anne Beveridge to not have a booth at the Fair. Motion carried. Doris Pyland, as Chairman of the Opportunity Quilt Project, will submit a letter to the appropriate person explaining our decision not to participate.

**Block of the Month:** Anne Hass presented the block for August -Christmas motif. The June Blocks of the Month were won by Phyllis Taylor.

**Mystery Quilt:** Sandy Whaling handed out June and July instructions and explained the instructions. Butterflies must all face in the same direction.

**Money Jars -** The winners were chosen randomly from the sign-in list.

**Old Business:** Noeleen asked that cradle quilt kits be completed and returned.

**New Business:** None

**Show and Tell** Members who displayed their quilts were Phyllis Taylor (scrappy quilt); Sally Castillo (scrappy quilt, baby quilt) (large quilt); Karen Andris (block of month, mystery quilt, king and bed quilts); Becky Eaton (baby quilt, charm pack quilt with added border), Ellen Jordan (pillow cases which will encompass our Quilts of Valor); Sheri Cates (Carmen's boot quilt quilted by Sheri); Sheri's block

of the month and mystery quilt); Sue Sampath (star quilt); Cathy Shaffer (scrappy quilt made for a friend); Marianna Moss (tablecloth and grey/peach bed quilt); Noeleen Paskwietz (doll quilt w/doll, crayon bags, UFOs, log cabin heart, Irish tree skirt).

Adjournment at 11:45 a.m.

Respectfully submitted

Carole Puccino,

Recording Secretary

### Turned Edge, Invisible Applique: September's Workshop with Juanita Cairns

A technique workshop will be taught by Juanita Cairns during the September 16th workshop. In this class you will learn to do turned edge appliqué for machine appliqué. You will have a choice of two ways to learn. First, you may do the full project. If that's your choice, you will need to purchase the pattern called "Postcards from the Past" by The Rabbit Factory (available at Calico Mermaid). Or you may use a simple design that Juanita will provide to learn the technique and make a sample square.

### For either choice, you will need the following supplies:

1. Stabilizer such as Sharon Schamber's Secret foundation. (Juanita will provide a square for anyone who needs it. The stabilizer can also be purchased at the Calico Mermaid.)
2. An ironing surface and iron.
3. A piece of freezer paper to work on.
4. Washable Elmer's School glue bottle and stick.

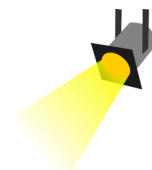
(continued on Page 9)

## Mark Your Calendars



- August 18 Meeting and August 19 Retreat:** During August's meeting, past Block-of-the-Month winners are asked to share quilt(s) they have made with the blocks they've won. In addition, each quilter is asked to bring her favorite quilting tool to share. A **Quilters' Retreat** will be held on the Friday after the meeting (Aug. 19) at the First Congregational Church from 9:30 a.m. to 3:30 p.m. Bring your own projects to work on. Vice-president Sheri Cates will demonstrate a few techniques via mini-projects. In addition, there will be door prizes and lunch is provided at no cost. Plan to be there, ladies!
- September 15 Meeting and September 16 Workshop:** Juanita Cairn will present a trunk show and conduct a workshop on invisible machine applique the following day. The cost is \$25 and project options, instructions, and a supply list for the workshop can be found at the [www.portervillequilters.com](http://www.portervillequilters.com) website. The workshop is limited to 15 participants. Lunch will be provided at no cost. A **Pot o' Gold** raffle to benefit the Cradle Quilts project will also be held during the meeting.
- October 20 Meeting:** The October meeting will feature the **Harvest Bounty** shopping experience. Be sure to turn in all donations to either Becki Eaton or Sheri Cates as you finish them. Also at the October 20th meeting, the **Vice-president's Ostrich Challenge** will be revealed. Remember, just the quilt top needs to be completed for showing to other members.

## In the SPOTLIGHT



As always, the first quilters to identify our Spotlight quilters (by e-mailing me) receive a small prize. Only one correct answer counts (so only 1 prize per winner).

**Spotlight #1:** This quilter was born in Whidbey Island, Washington. She is married and has two stepdaughters and three grandsons. Her hobbies are sewing, baking and felting. She has one pet: a female Labrador who weighs as much as she does and takes (think 'pulls') her for walks. She quilts because it provides an avenue for creativity and she **loves** it. When she started with the club (in 1990), she was so excited to finish and show her first quilt. But, she didn't know how to bind the corners, so she left about a foot of binding on each corner and bound the sides. She was sitting at a meeting next to Margaret Hackleman who saw the quilt corners and said "Oh, dear. You are going to need to take all THAT out." Needless to say, the corners were a little bunched! Who is she?

**Spotlight #2:** This quilter was born in Tahlequah, Oklahoma. She is married, has two children, one grandchild, and two dogs (though she once had and rode horses). Her hobbies are quilting and gardening. She quilts because it gives her a feeling of accomplishment and she can give her quilts as gifts. Few people know that she loves to travel. Unfortunately, she often becomes ill during her travels due to very bad luck. Do you know her?



Downtown Porterville's

Quilt Fabric Shop

122 N Main St. 559 793 2510

Open 10-6 Tuesday-Saturday

1-5 Sunday

fabric-patterns-books-tools-classes

Authorized Handi Quilter Dealer

[www.CalicoMermaid.com](http://www.CalicoMermaid.com)

Like us on Facebook!

## Sheri's Quilting Memories

Sheri Cates

Hand Guided Longarm Quilting

32145 Success Valley Drive

Porterville, CA 93257

P: (559) 781-8598

C: (559) 310-0218



[sheri@sherisqm.com](mailto:sheri@sherisqm.com)

### July's Spotlight

quilters were Cathy Shaffer (#1) and Jan McCusker (#2). Cathy was correctly identified by Ellen Jordan and Sue Rowell. Jan was not identified by any of the quilters.



## Quilts of Valor

Ellen Jordan presented a program on quilt blocks that were popular during the Civil War era at the July meeting. Ellen had volunteers make sample blocks, which were displayed while she gave a brief explanation of the block's history and meaning. The featured blocks were used by The Underground Railroad to signal messages to Railroad conductors leading runaway slaves north to freedom. For example, the sailboat meant a passage by boat, Jacob's ladder meant a climb of some sort, and the wagon wheel meant a ride hidden in a wagon. Well done, Ellen and quilters!



**Top right row:** Ellen Jordan delivers a short presentation; Darlene Byars displays the Jacob's Ladder block. **At left:** Phyllis Taylor shares the Birds in Flight block. Each quilter made the block they displayed.



**At right:** Becki Eaton shares the Crossroads block. The material for the blocks was provided by the Club.




**Hearts for Orlando—** Members of Porterville Quilters have been sewing heart blocks and quilt tops at Calico Mermaid. These will be delivered to Orlando, Florida, survivors, families of victims, and first responders of the Pulse Club terrorist attack.

**Pictured above, from left:** Maggie Rogers, Della Rapp, Jeanne Sisco, Doris Pyland, Noeleen Paskweitz, Margaret Smith, Sally Castillo, Lynette Stover, and Priscilla Summers. Picture courtesy of Georgia Goode.

**Moss Creek Quilts**

- Long Arm Quilting
- Attribute Quilting- the art of writing words on your quilt
- Quick turn around
- Lessons available

Marrianna Moss  
Owner  
559-359-9674 Cell  
559-535-5520 Home



**ZOE'S QUILTING DESIGNS**  
Quality longarm and custom quilting

Sherry Loftis  
zoesquilting@gmail.com

33150 Pleasant Oak Dr.  
Springville, Ca. 93265

**559-359-7966**





**First row, left to right:** Doris Pyland shares the Drunkard's Path block; Anne Beverage presents the Wagon Wheel block; and Brenda Hughes displays the Star block.

**Second row, left to right:** Carmen Friesen shares the Basket block; all volunteers were asked to display their blocks at once—Anne Beverage, Becki Eaton, Sandy Whaling, Priscilla Summers and Doris Pyland.

The Civil War blocks presentation was informative, entertaining, and appreciated by the Porterville Quilters' Club members.



### Josie's Longarm Machine Quilting



Ridding the world of UFO'S  
(Unfinished Objects)

Josie Flashberger  
559-310-1437



### August Birthdays

- 8-2 Sally Castillo
- 8-4 Sandra Dauer
- 8-9 Karen Andris
- 8-9 Connie Smith
- 8-11 Marilyn Billiou
- 8-17 Barbara Ryan
- 8-20 Marlene Selchert
- 8-25 Terry Gomez
- 8-26 Darlene Byars
- 8-29 Sandy Whaling




## Show and Tell: Quilting Memories

**At right:** Phyllis Taylor shared a 'friendship star' quilt and Sally Castillo displayed her 'hexie' block quilt in blues. The "hexie" block was taught by Karen Andris earlier in the year.



**Below and at right:** No-eleen Paskweitz completed a log cabin curved heart wall hanging and Karen Andris shared her colorful larger-than-king-size quilt.



**At right:** Ellen Jordan made pillow cases to match the Quilts of Valor. The quilts will be stored in the pillow cases when given away. Becki Eaton made a simple quilt using 5 inch charm packs.





## Show and Tell: Quilting Memories



**First row, left to right:** Sheri Cates shared her 'swoon' quilt. She also taught a class in the 'swoon' block. Carmen Friesen displayed an original design she calls "Line Dance."

**Second row:** Kathy Stafford presented a sweet quilt she made for her granddaughter; Mariana Moss shared a peach and gray quilt that she made for her daughter's birthday.

**Third row:** Noeleen Paskweitz showed off a Christmas tree skirt she made for Christmas. Most of the fabrics she used she brought back with her from Ireland. Noeleen also shared a scrap basket quilt she completed.



## Quilts of Valor Workshop

After the July meeting, a group of volunteer quilters stayed to help Ellen Jordan set and piece the blocks into rows. With everyone working diligently, two quilt tops were completed in a little over three hours. The plan is to have the tops quilted and then presented to the Quilts of Valor organization. Noeleen Paskweitz and Sally Castillo will also donate quilts they have made to the organization.



**First column:** Ellen Jordan leads a discussion on how to set the blocks for the Quilts of Valor; Becki Eaton, Darlene Byars, and Sally Castillo share their opinions on how to set the blocks. **Second column:** Priscilla Summers works on piecing the blocks together; Noeleen considers the final choices; and Doris Pyland works on sewing quilt rows together.



## Quilting Frame for Sale

The club has been contacted by Ms. Patricia Goranson regarding a quilting frame she has for sale. If you are interested, contact her at 559-784-3115. The photo below is a stock photo of the frame she is selling.



### Checklist for the next meeting:

- Name tag
- Spare change for jars
- UFOs to show
- Show and Tell items
- Block of the month
- Quilt or quilt top you have made from the BOM
- Your favorite quilting tool
- Your smiling self!

## Familiar Faces



**Pictured first row:** Anne Haas and Lillian Nicholson; Doris Pyland. **Second row:** Margaret Smith; Vice-president Sheri Cates.

### To Do List:

- ◆ Harvest Bounty: work on items for October. Turn in any completed items to Becki Eaton or Sheri Cates.
- ◆ Vice-president's Ostrich Challenge: July instructions—**The road less traveled.**
- ◆ Cradle Quilts: Return finished doll quilts to Noeleen Paskweitz so she can keep an accurate count of how many she has.

The Vice-president's Challenge is in full swing! To date, instructions for 4 rounds have been given: 1) Box me in. 2) Less is more. 3) Star light, star bright. 4) The road less traveled. Remember: you can 'make like an ostrich' and bury your head in the sand for one round only. Have fun!

## Porterville Quilters

Established in 1983

P.O. Box 1881  
Porterville CA 93258

[www.portervillequilters.com](http://www.portervillequilters.com)

### Club Officers

- Phyllis Taylor, President
- Sheri Cates, Vice-president
- Priscilla Summers,  
Treasurer
- Carole Puccino, Recording  
Secretary
- Brenda Hughes, Corre-  
sponding Secretary

The purpose of the Porterville Quilters Club is to create, stimulate, maintain, and record an interest in all matters pertaining to the making, collecting, and preserving of quilts and to establish and promote educational and philanthropic endeavors through quilts.

The Porterville Quilters Club meets on the **third Thursday of each month** at the First Congregational Church, located at 165 East Mill Avenue in Porterville. Meetings begin at 10:00 a.m. Guests are always welcomed. There is no charge to attending guests.



[www.portervillequilters.com](http://www.portervillequilters.com)

The next meeting of the executive board will be on **Monday, September 5, 2016**, at the Calico Mermaid Quilt Shop, 122 North Main Street in Porterville at 9:30 a.m. (Please use the rear entrance.) All members are welcomed to attend.

## Nuts and Bolts



- **Thank you!** The Porterville Quilters board of directors would like to thank the following members who volunteered to make blocks for the Quilts of Valor program presented during the July meeting: Linda Petite, Karen Ervin, Carole Puccino, Cathy Shaffer, Carmen Friesen, Becki Eaton, Janice Pope, Georgia Ogas, Juanita Lofts, Phyllis Taylor, Doris Pyland, Georgian Borjon, Brenda Hughes, and Darlene Byars.

Furthermore, a hearty "thank you" is extended to the following members for the generous donation of their time to piece the

blocks into quilt tops: Carmen Friesen, Becki Eaton, Doris Pyland, Darlene Byars, Priscilla Summers, Noeleen

Paskweitz, Sally Castillo, Sheri Cates, and Margaret Smith.

Sheri Cates and Josie Flashberger will be quilting the tops, so a special "thank you" to them.

- **Turned Edge, Invisible Applique: September's Workshop** (Continued from Page 2)
  5. A cuticle stick or stiletto to push
  6. Liquid stitch. (Only liquid stitch not Unique stitch.)
  7. Small appliqué scissors.
  8. Polyester Monofilament

thread.

9. Bobbin wound with monofilament or 50 wt. thread to match your background.

10. 70/11 size needles.

11. Sewing machine in good working order with an open toe foot.

12. Background fabric. If using the Rabbit Factory pattern refer to size on pattern. Otherwise, bring about a 16 inch square.

13. Batting the size of the background fabric.

14. Miscellaneous pieces of colorful fabrics. These can be scraps.

**If you have a light box bring it. One will be provided, but for the sake of time, bring yours.**